



Standard Paper

Natura 2000 network enhances the protection of rare epiphytic lichens: evidence from forest sites of Central Italy

Luisa Frati  and Giorgio Brunialti 

TerraData environmetrics, spin-off company of the University of Siena, 58025 Monterotondo Marittimo, Grosseto, Italy

Abstract

Although epiphytic lichens are widely adopted as environmental indicators, they are not yet included among the target species listed in Annex II of the Habitats Directive, to which the system of protected areas of the Natura 2000 network refers. In this work, we aim to test the effectiveness of this system, mainly designed for the conservation of other groups of species, in protecting lichen species richness. For this purpose, we considered a case study (Central Italy) with half of the territory included in protected areas. Statistical differences in species richness and lichen communities were tested between sites located in 16 Protected Areas (PA) and 11 Non-Protected Areas (NPA) using non-parametric tests, multi-response permutation procedures (MRPP), non-metric multidimensional scaling (NMDS) and Indicator Species Analysis (ISA). Despite the broad overlap between epiphytic lichen communities of NPAs and PAs and a similar number of total and common species, PAs contain a significantly higher number of nationally rare and extremely rare species, including cyanolichens. These results are also confirmed by the indicator analysis. Although the Natura 2000 network does not explicitly address the conservation of lichens, the protected areas in our study can play a role in protecting the diversity of epiphytic lichens, especially nationally rare and endangered species. However, the future inclusion of red-listed epiphytic lichens among the target species of Annex II of the Habitats Directive would be welcome to better protect these organisms on a European level.

Keywords: Habitats Directive; protected areas; red-listed species; species conservation

(Accepted 6 May 2023)

Introduction

The network of protected areas, Natura 2000, represents the main European tool for the conservation of rare and threatened species and of rare natural habitat types listed under both the Birds Directive (Directive 2009/147/EC) and the Habitats Directive (Council Directive 92/43/EEC). This system consists of Special Areas of Conservation (SACs) designed according to the presence of habitats and animal and plant species reported in Annex I and II, respectively, while fungi (including lichenized fungi) are not yet considered among the target species. Lichens are listed only in Annex V, in which the collection of species and their exploitation may be subject to management measures. However, only terricolous lichens belonging to the genera *Cladonia* L. subgenus *Cladina* (Nyl.) Vain are included in this list. Therefore, there is no SAC currently designed to directly protect lichens. This contrasts with recent literature showing that, in Europe, it is mainly epiphytic lichens that are severely threatened by air pollution, forest management and climate change (Ellis *et al.* 2007; Nascimbene *et al.* 2007; Aragón *et al.* 2010; Ellis & Coppins 2010; Allen & Lendemer 2016).

We can explain this situation by the fact that, when the Natura 2000 European legislation was adopted, lichens were still under-

represented in the Red Lists, and such lists are an important tool for planning nature conservation actions, from global to local scales (Sérusiaux 1989; Gärdenfors *et al.* 2001; Rodrigues *et al.* 2006; Mace *et al.* 2008; Nascimbene *et al.* 2013). One of the main reasons for this was the difficulty in applying IUCN criteria to lichenized fungi, particularly for the concepts of mature individual, generation length, location, fragmented distribution, and how uncertainty and absence of data should be handled (Scheidegger & Goward 2002; Dahlberg & Mueller 2011). However, in the last two decades, there has been a positive change and adaptations of IUCN criteria to overlooked organisms, such as lichens, are rapidly increasing. Today, at the global level, 93 lichen species are included in the IUCN Red List, providing new perspectives on their management and conservation. In Italy, the Red List of Italian Flora (Rossi *et al.* 2013) includes a further 17 lichen species, mainly epiphytic, in addition to the 12 species already present in the Habitats Directive that are among the most threatened species in the peninsula. Meanwhile, other national lichen red lists have been published in Italy and Europe (see e.g. Atienza & Segarra-Moragues 2000; Pišút *et al.* 2001; Ciešliński *et al.* 2006; Gnüchtel 2009; Nascimbene *et al.* 2013; Löhms *et al.* 2019; Gheza *et al.* 2021).

Despite this, the Natura 2000 network has not yet implemented these updates and direct conservation measures for epiphytic lichens, such as sustainable forest management taking into account the conservation of their microhabitat, are still lacking. Therefore, the conservation of these organisms within this network currently depends on protected areas designed for other target species, while

Corresponding author: Luisa Frati; Email: frati@terradata.it

Cite this article: Frati L and Brunialti G (2023) Natura 2000 network enhances the protection of rare epiphytic lichens: evidence from forest sites of Central Italy. *Lichenologist* 55, 423–429. <https://doi.org/10.1017/S0024282923000282>



the protective role these areas offer lichens has been tested by very few studies and with different results. According to Martínez *et al.* (2006), the Spanish Natura 2000 network, mainly based on vascular plants, can protect key habitats for 11 threatened cyanolichens. By contrast, Rubio-Salcedo *et al.* (2013) showed that the same network cannot ensure the protection of 18 Mediterranean lichens, including terricolous, saxicolous and epiphytic species. Both works were carried out by relating maps of the potential distribution of lichens to the distribution of the protected areas.

Our work fits into this research line by focusing on what happens at the local level, selecting a case study with half of the territory included in protected areas. To date, despite the existence of a national red list and the protection of species based on regional legislation (Alonzi *et al.* 2006), lichens are not considered as target species for land management. Our starting hypothesis is that the Natura 2000 protected areas network in the study area, designed for other target species, is not effective in promoting the conservation of epiphytic lichen species. We aim to quantify the level of protection with respect to the occurrence (species richness) of all epiphytic lichens and of the nationally rare species.

The following features make our study area, located in southern Tuscany (Central Italy), particularly suitable to test our hypothesis: 1) there is wide environmental variability, with an altitudinal range from the hilly to the submontane belt; 2) it is mainly covered by forest areas (oak and sweet chestnut woods); 3) there is a generally low level of human impact (towns with < 5000 inhabitants); 4) half of the territory is located in protected areas, offering an opportunity to evaluate their impact on lichen diversity.

Materials and Methods

Study area

The study area extends into the Monte Amiata geothermal field (Tuscany, Central Italy; Fig. 1). It covers 289 km², including several municipalities in the provinces of Siena and Grosseto. The survey was carried out in the hilly and submontane belt, dominated by oak woods (downy oak, *Quercus pubescens* Willd. and Turkey oak, *Quercus cerris* L.) and sweet chestnut (*Castanea sativa* Mill.) traditional orchards for fruit production. Elevation ranges from 350 to 1100 m above sea level (a.s.l.). The climate is humid sub-Mediterranean, with a mean annual rainfall between 1000–1555 mm and mean annual temperatures of 9.7–11.3 °C. The study area includes five protected areas, covering 47% of the territory: SAC Cono vulcanico del Monte Amiata (IT51A0017), SAC Monte Labbro e alta valle dell'Albegna (IT51A0018), SAC Alto corso del Fiume Fiora (IT51A0019), SAC Foreste del Siele e Pigelleto di Piancastagnaio (IT5190013), and Riserva Regionale Poggio all'Olmo.

Sampling sites

Twenty-seven sampling sites (Supplementary Material Table S1, available online) were selected following the field manual described in ANPA (2001), based on the systematic distribution of sampling sites. Of these sites, 16 fell within the network of protected areas (Fig. 1).

Lichen sampling

The field survey was carried out in autumn/winter 2021. For each of the 27 investigated sites, the diversity of epiphytic lichens was

assessed on 3–4 standard trees (DBH ≥ 16 cm, bole inclination < 30°) belonging to the main tree species (*Castanea sativa*, *Quercus cerris* and *Q. pubescens*), for a total of 80 trees. The occurrence of each lichen species was sampled within a 10 × 50 cm observation grid, placed at each of the four cardinal points of the trunk (N, S, E, W) at a height of 100 cm above the ground (ANPA 2001; Asta *et al.* 2002; Comité Européen de Normalization 2014). Nomenclature, functional traits and commonness-rarity (in the humid sub-Mediterranean belt) follow Nimis (2022).

Data analysis

We studied lichen species diversity and composition in relation to the level of protection of the sampled sites. Two groups of sites were distinguished: Protected Areas (PA, 16 sites, 48 sampled trees) and Non-Protected Areas (NPA, 11 sites, 32 trees).

The statistical differences in species richness (gamma diversity) between PA and NPA were tested using the non-parametric Mann-Whitney test.

Compositional differences in lichen communities between the two groups (PA vs NPA) were tested by multi-response permutation procedures (MRPP) using the Euclidean distance measure and rank transformation of the distance matrices. The separation between groups was calculated as the chance-corrected within-group agreement (A) and the *P*-value was used to evaluate how likely an observed difference was due to chance (A = 1 indicates perfectly homogenous groups, while A = 0 indicates within-group heterogeneity equal to that expected by chance). In community ecology, values for A statistics are commonly below 0.1, even when the observed data differ significantly from the expected (McCune & Grace 2002).

The pattern of species composition was visually evaluated by non-metric multidimensional scaling (NMDS; McCune & Grace 2002) using the Bray-Curtis distance measure. This iterative ordination method is based on ranked distances between sample units in the data matrix. It does not assume normally distributed data and is therefore suited for most ecological data. A final 3-dimensional solution was selected (final stress: 0.147). The two most explanatory axes were used for representing the spatial ordination of the data. A PERMANOVA (999 permutations) was carried out to test the significant differences between the two groups of sites (PA and NPA). To reduce noise from poorly represented species, those occurring on < 10% of the trees were excluded (59 species).

Indicator Species Analysis (ISA; Dufrene & Legendre 1997) was used to determine how strongly each species was associated with each group (PA vs NPA). The Indicator Value (INDVAL) ranges from 0 (no indication) to 1 (maximum indication). The statistical significance of INDVAL was evaluated using a Monte Carlo test, based on 999 permutations. The software R was used for all statistical analyses (RStudio Team 2020).

Results

Lichen species list

The list includes 102 lichen taxa (Supplementary Material Table S2, available online), with 58 (57%) easily recognizable macrolichens (i.e. 27 broad-lobed and 22 narrow-lobed foliose lichens, and 9 fruticose species) and 44 crustose species (also including two leprose lichens and one squamulose). Sexually reproducing lichens represented half of the species pool (49%;

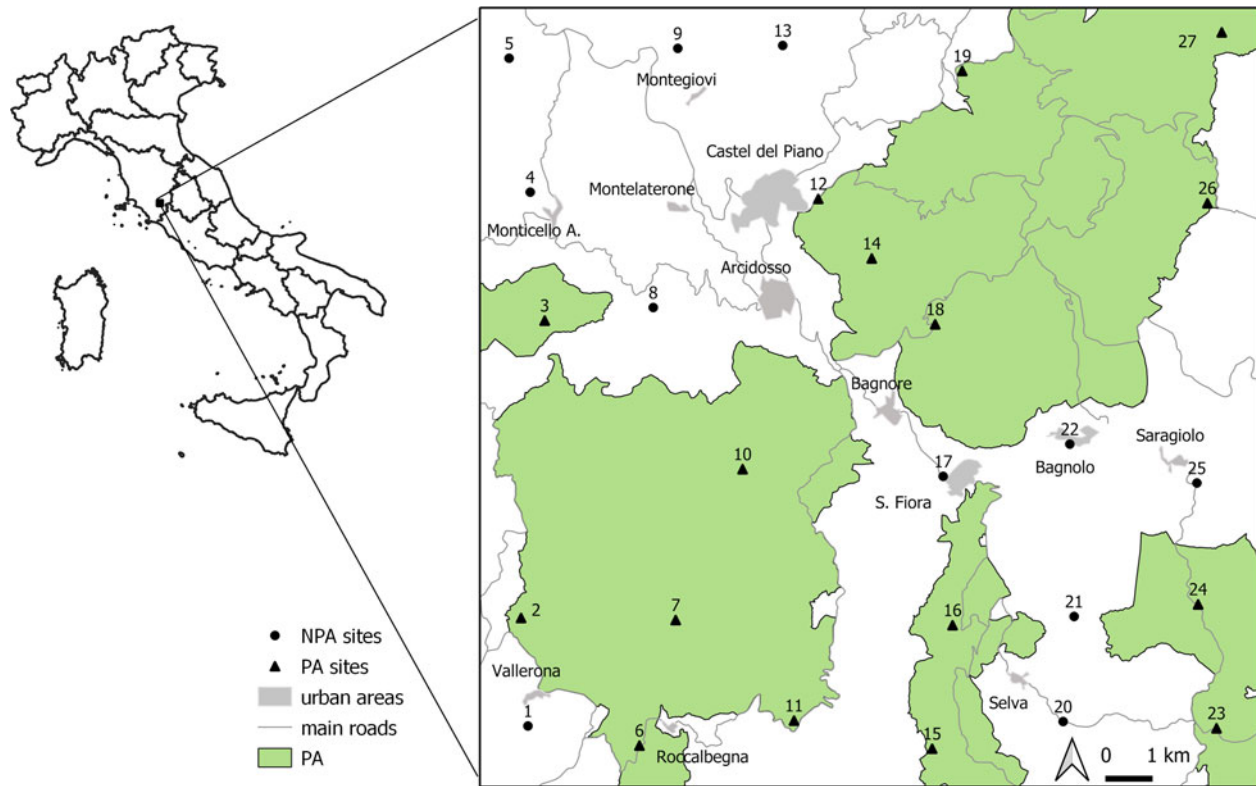


Figure 1. Study area of Monte Amiata (Tuscany, Central Italy), with the distribution of the 27 sampling sites in relation to the Protected Areas (PA). NPA = Non-Protected Areas. In colour online.

50 species), while 52 (51%) were vegetatively-reproducing species (38 sorediate and 14 isidiate species). Lichens with green algae were the most common (91%), but seven cyanolichens were also found (*Collema furfuraceum* (Arnold) Du Rietz, *C. subnigrescens* Degel., *Lobarina scrobiculata* (Scop.) Cromb., *Parmeliella triptophylla* (Ach.) Müll. Arg., *Pectenia plumbea* (Lightf.) P. M. Jørg. et al., *Peltigera collina* (Ach.) Schrad. and *Ricasolia amplissima* (Scop.) De Not.: cyanomorph). Only one species with *Trentepohlia* was present (*Bactrospora dryina* (Ach.) A. Massal.). The last two functional groups include rare to extremely rare species in the humid sub-Mediterranean bioclimatic belt. Nationally common species represented almost half of the list (52%; 53 species), while the remaining 48% (49) were rare species (including 22 very rare to extremely rare species). The list includes 10 species in the Italian Red List (Nascimbene et al. 2013): *Bacidia rosella* (Pers.) De Not., *Bactrospora dryina*, *Blastenia herbidella* (Hue) Servit, *Lepra slesvicensis* (Erichsen) Hafellner, *Lobarina pulmonaria* (L.) Hoffm., *Lobarina scrobiculata*, *Parmeliella triptophylla*, *Pectenia plumbea*, *Ricasolia amplissima*: chloromorph and *R. amplissima*: cyanomorph). Four of these are also European red-listed lichens (Sérusiaux 1989).

Lichen diversity and protected areas

Considering the level of protection of the sampling sites, PA showed a richer floristic list than NPA (96 vs 70 lichen taxa), with a higher proportion of rare (46 vs 25) and exclusive (18 vs 14) species.

No significant differences in the median number of species were evident between PA and NPA (30.5 vs 24, $P > 0.05$;

Table 1). The same result was obtained for nationally common species (18.5 vs 20 species, $P > 0.05$). Although common lichens were predominant in both PA and NPA, PA showed a lower proportion of these species (73%; range 44–88%) than NPA (81%; range 75–92%).

Despite being poorly represented, the number of nationally rare species was significantly higher in PA than in NPA (8 vs 4, $P < 0.05$), representing 27% and 19% of the lichen diversity of the two groups of sites, respectively. Moreover, most of the nationally rare species (16 out of the 22 very and extremely rare species) were exclusive to PA (see Supplementary Material Tables S1 & S2, available online).

MRPP revealed significant differences between PA and NPA ($P < 0.01$; 999 permutations), even if the small A statistic ($A = 0.013$) indicated that there was a broad overlap between lichen communities growing on trees sampled in the two groups of sites (Berryman & McCune 2006). A significant difference in species composition between the two groups and their overlap was also confirmed by the NMDS ordination (PERMANOVA $R^2 = 0.138$, $P < 0.01$; Fig. 2).

Indicator analysis identified a small number of indicator species ($P < 0.05$), eight for NPA and eight for PA (Table 2). With the exception of *C. furfuraceum*, which is very rare in the humid sub-Mediterranean belt, the species significantly associated with NPA were mostly (87.5%) categorized as common to extremely common. In contrast, half of the PA indicator species were nationally rare, showing a less defined commonness-rarity pattern in these sampled trees. However, it should be noted that most of them were very to extremely rare species (*R. amplissima*: cyanomorph, *Melanohalea laciniatula* (H. Olivier) O. Blanco

Table 1. Descriptive statistics (median, range min–max) of lichen diversity in terms of number of species and proportion of common and rare species in the two groups of sites (Protected Areas: 16 sites, Non-Protected Areas: 11 sites) in the study area of Monte Amiata (Tuscany, Central Italy). Commonness-rarity of the lichen taxa in the humid sub-Mediterranean belt of Italy follows Nimis (2022). Results of a Mann-Whitney test are also reported ($n = 27$; 1 df). n.s.= not significant ($P > 0.05$).

		Protected Areas (16 sites)	Non-Protected Areas (11 sites)	Mann-Whitney test
Total number of species	N	30.5 (17–37)	24 (12–44)	n.s.
Common species	N	18.5 (14–27)	20 (9–32)	n.s.
	%	73 (44–88)	81 (75–92)	
Rare species	N	8 (2–20)	4 (1–11)	$P < 0.05$
	%	27 (12–56)	19 (8–25)	

et al., *Parmelia submontana* Hale), with one red-listed cyanolichen (*R. amplissima*: cyanomorph).

Discussion

The high number of fruticose and broad-lobed foliose lichens (35%) and rare species (48%) found in this study denotes a floristic list typical of well-developed and mature communities, independent of the level of protection of the sampling sites. This result confirms the low human impact of the area, mainly characterized by forest stands. Indeed, forest ecosystems represent particularly favourable environments for lichen diversity, particularly if they are well-preserved forests and managed according to Sustainable Forest Management (SFM) criteria (Nascimbene *et al.* 2007; Aragón *et al.* 2010; Ardelean *et al.* 2015; Kubiak & Osyczka 2020).

Although the network of PAs in the study area was designed for other target species, our findings show that it also has a positive effect on the conservation of epiphytic lichen diversity. In fact, despite the broad overlap between epiphytic lichen communities of NPAs and PAs and a similar number of total and

common species, PAs contain a significantly higher number of nationally rare and extremely rare species, including cyanolichens. In addition, the results of the indicator analysis confirm that rare species are preferentially associated with the PA network. Cyanolichens are a functional group of species especially sensitive to habitat quality, occurring in sites with high humidity (Lange *et al.* 1988) and low levels of nitrogen (Palmqvist 2000) and management intensity (Nascimbene *et al.* 2007; Aragón *et al.* 2010; Brunialti *et al.* 2015). Most of the other rare species in the study area prefer isolated trees in open situations or humid open forests, and usually avoid disturbed habitats and air pollution (Nimis 2022). Usually, these environmental conditions are more easily guaranteed in protected than in non-protected areas because of the sustainably managed land, both in ecological and economic terms (Wiersma *et al.* 2015). In this regard, the recent European Commission LIFE Programme funded project ‘FutureForCoppices’ included lichen diversity among the SFM indicators in the context of Mediterranean coppice forests (Cutini *et al.* 2021). By adopting a modelling approach, the authors suggested that lichen species could represent suitable

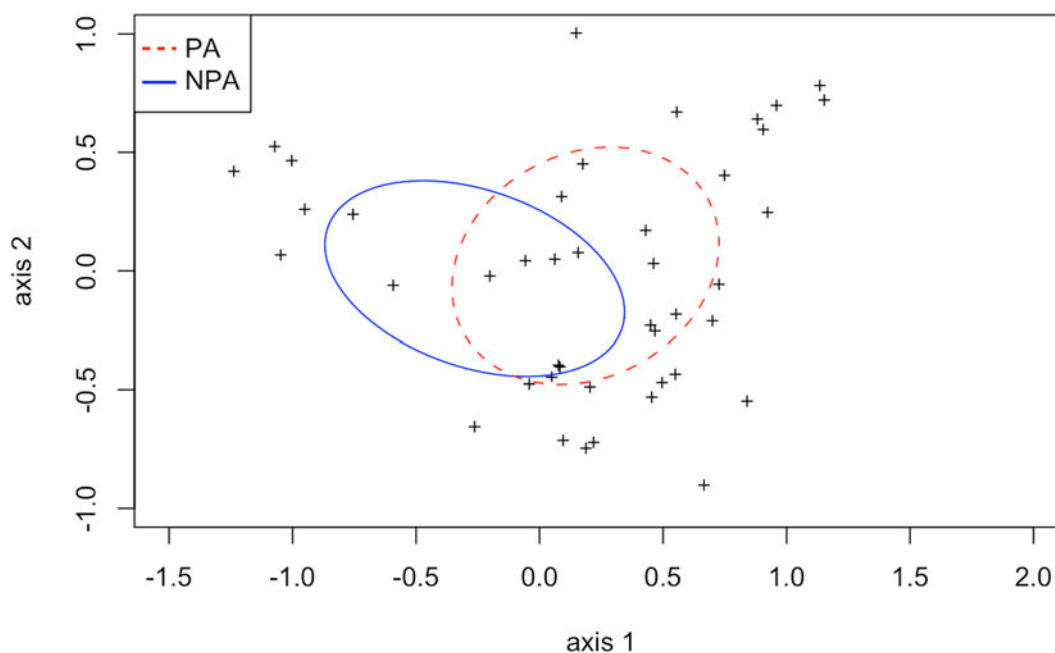


Figure 2. Non-metric multidimensional scaling (NMDS) ordination of the pattern of lichen species composition (43 species \times 80 trees) in Protected Areas (PA) and Non-Protected Areas (NPA) in Monte Amiata (Tuscany, Central Italy). Analysis showed a significant difference in species composition between the two groups and their overlap (PERMANOVA $R^2 = 0.138$, $P < 0.01$). The species are represented by ‘+’ symbols. In colour online.

Table 2. Indicator species in relation to the level of protection of the sampled sites (Protected Areas and Non-Protected Areas) in the study area of Monte Amiata (Tuscany, Central Italy). Indicator values, derived from Indicator Species Analysis (Dufrene & Legendre 1997), range from 0 (no indication) to 1 (maximum indication). EC= extremely common, VC= very common, RC= rather common, C= common, R= rare, RR= rather rare, VR= very rare, ER= extremely rare.

Level of protection of the sampled sites	Species	Commonness Rarity	Indicator value
Non-Protected Areas (NPA)	<i>Physcia adscendens</i>	EC	0.745**
	<i>Phaeophyscia orbicularis</i>	EC	0.586**
	<i>Hyperphyscia adglutinata</i>	EC	0.584***
	<i>Physcia aipolia</i>	C	0.563*
	<i>Collema furfuraceum</i>	VR	0.464**
	<i>Physconia perisidiosa</i>	RC	0.397*
	<i>Athallia cerinella</i>	C	0.343*
	<i>Physconia grisea ssp. grisea</i>	VC	0.343*
Protected Areas (PA)	<i>Ramalina fraxinea</i>	RR	0.730***
	<i>Candelariella xanthostigma</i>	VC	0.546*
	<i>Physconia venusta</i>	C	0.543**
	<i>Ricasolia amplissima: cyanomorph</i>	VR	0.540**
	<i>Melanelixia glabra</i>	C	0.531*
	<i>Parmelia submontana</i>	ER	0.524**
	<i>Melanohalea laciniatula</i>	VR	0.456*
	<i>Physcia leptalea</i>	RC	0.456*

* $P < 0.05$; ** $P < 0.01$; *** $P < 0.001$

indicators in long-term studies concerning complex and interconnected aspects of SFM (Brunialti *et al.* 2020; Frati *et al.* 2022).

Contrary to our findings, Vicol & Mihăilescu (2022) observed no significant differences in the red-listed lichen species number between NPAs and PAs in Romania. This result was attributed to the lack of anthropogenic impact: in Romania, many NPAs are situated in remote areas where the main land-use management is based on traditional practices that do not have a major negative impact on the environment.

Similar results to those in our study were obtained by Martínez *et al.* (2006), who showed the ability of the Natura 2000 network to protect key habitats for 11 cyanolichens in Spain. The authors suggested that the effectiveness of the European network is probably related to the scarcity of well-preserved forests in the Mediterranean area, the majority of which are included in the network. In a similar study, Rubio-Salcedo *et al.* (2013) tested the protective role of the Natura 2000 network for 18 terricolous, saxicolous and epiphytic lichens in Spain. They found that Mediterranean lichen species growing in forests are better protected than species occurring in coastal, drier and warmer areas, concluding that the Natura 2000 network is not entirely effective for Mediterranean lichens. Both works were carried out by relating maps of the potential distribution of lichens to the distribution of the network of protected areas. They suggested that the effectiveness of the Natura 2000 network for lichen conservation depends mainly on land use. In our study, the same issue was explored at the local scale, by collecting data on species richness within systematically distributed sites. Indeed, the land use of PAs and NPAs in our study area is the same, suggesting that PA management policy is probably the main reason for the observed differences in rare species distribution. Compared to the former studies, which are more informative at a wide scale, our approach is more effective in setting conservation measures

at a local to regional scale. The spatial information based on detailed field data can better identify the groups of target species to consider for possible conservation monitoring and management. Moreover, our approach avoids the bias of results induced by the effect of false zeros, which may influence the results of models developed from records collected in national databases (Blasco-Moreno *et al.* 2019).

Some additional considerations on the approach used in this study can be made. Our method is based on the systematic survey of a portion of the trunk (100–150 cm above the ground), using a sampling grid placed at each of the four cardinal points. This reduces subjectivity and therefore the influence of expert assessment, making the results more reliable from a statistical point of view (Ferretti 2009; Brownstein *et al.* 2019). On the other hand, this approach does not enable a more detailed floristic analysis to be performed, for example, through the exploration of other ecological microniches of the trunk. Indeed, evidence shows that the distribution of epiphytic lichens varies based on vertical gradients in relation to different microhabitats (Ellis 2012). Usually, temperature, light availability and wind speed increase from the tree base to the tip, while moisture and nutrients decrease (Barkman 1958; Meinzer & Goldstein 1996). Lichen functional groups have a strong preference for specific vertical zones, for example, cyanolichens for the basal and more humid part of the trunks (Ellis & Coppins 2006; Li *et al.* 2015). For all these reasons, a more marked difference between the two groups of sites (PA and NPA) might also be possible, with a further increase in reports of rare forest-dwelling species in the protected sites.


Conclusions

Although the Natura 2000 network does not explicitly address the conservation of lichens, our findings show that the protected areas

in our study can play a role in protecting the diversity of epiphytic lichens, especially for nationally rare and endangered species. Nevertheless, the future inclusion of red-listed epiphytic lichens among the target species of Annex II of the Habitats Directive would be welcome, as already suggested by Slovakia two decades ago (Lisická *et al.* 2000). This would allow land managers to establish SACs specifically designed to protect this group of lichens and consequently to obtain European funding (e.g. through the LIFE Programme) to better promote their conservation.

Acknowledgements. We are grateful to the anonymous reviewer and the Associate Editor Lucia Muggia for their useful suggestions. This work was partially funded by the LIFE Programme of the European Commission under Grant Agreement LIFE20 GIE/IT/000091 - LIFE MODERN (NEC) (new MOnitoring system to Detect the Effects of Reduced pollutants emissions resulting from NEC Directive adoption).

Author Contributions. Conceptualization, data collection, lichen identifications, data analyses, writing, review and editing: L. Frati and G. Brunialti. Both authors have read and agreed to the published version of the manuscript.

Author ORCIDs.  Luisa Frati, 0000-0001-8684-9280; Giorgio Brunialti, 0000-0003-3080-1725.

Competing Interests. The authors declare none.

Supplementary Material. The Supplementary Material for this article can be found at <https://doi.org/10.1017/S0024282923000282>.

References

- Allen JL and Lendemer JC (2016) Climate change impacts on endemic, high-elevation lichens in a biodiversity hotspot. *Biodiversity and Conservation* **25**, 555–568.
- Alonzi A, Ercole S and Piccini C (2006) *La protezione delle specie della flora e della fauna selvatica: quadro di riferimento legislativo regionale [Protection of wild species of flora and fauna: regional legislative reference framework]*. APAT Rapporti 75/2006. Rome: ISPRA.
- ANPA (2001) *I. B. L. Indice di Biodiversità Lichenica. Manuali e Linee Guida 2/2001*. Roma: ANPA.
- Aragón G, Martínez I, Izquierdo P, Belinchón R and Escudero A (2010) Effects of forest management on epiphytic lichen diversity in Mediterranean forests. *Applied Vegetation Science* **13**, 183–194.
- Ardelean IV, Keller C and Scheidegger C (2015) Effects of management on lichen species richness, ecological traits and community structure in the Rodnei Mountains National Park (Romania). *PLoS ONE* **10**, e0145808.
- Asta J, Erhardt W, Ferretti M, Fornasier F, Kirschbaum U, Nimis PL, Purvis OW, Pirintsoş S, Scheidegger C, Van Haluwyn C, *et al.* (2002) Mapping lichen diversity as an indicator of environmental quality. In Nimis PL, Scheidegger C and Wolseley PA (eds), *Monitoring with Lichens – Monitoring Lichens*. Dordrecht: Springer, pp. 273–279.
- Atienza V and Segarra-Moragues JG (2000) Preliminary Red List of the lichens of the Valencian Community (eastern Spain). *Forest Snow and Landscape Research* **75**, 391–400.
- Barkman JJ (1958) *Phytosociology and Ecology of Cryptogamic Epiphytes*. Assen, The Netherlands: Van Gorcum.
- Berryman S and McCune B (2006) Epiphytic lichens along gradients in topography and stand structure in western Oregon, USA. *Pacific Northwest Fungi* **1**, 1–38.
- Blasco-Moreno A, Pérez-Casany M, Puig P, Morante M and Castells E (2019) What does a zero mean? Understanding false, random and structural zeros in ecology. *Methods in Ecology and Evolution* **10**, 949–959.
- Brownsteina NC, Louis TA, O'Hagan A and Pendergast J (2019) The role of expert judgment in statistical inference and evidence-based decision-making. *American Statistician* **73**(S1), 56–68.
- Brunialti G, Frati L and Ravera S (2015) Structural variables drive the distribution of the sensitive lichen *Lobaria pulmonaria* in Mediterranean old-growth forests. *Ecological Indicators* **53**, 37–42.
- Brunialti G, Frati L, Calderisi M, Giorgolo F, Bagella S, Bertini G, Chianucci F, Fratini R, Gottardini E and Cutini A (2020) Epiphytic lichen diversity and sustainable forest management criteria and indicators: a multivariate and modelling approach in coppice forests of Italy. *Ecological Indicators* **115**, 106358.
- Cieślinski S, Czyżewska K and Fabiszewski J (2006) Red list of the lichens in Poland. In Mirek Z, Zarzycki K, Wojewoda W and Szeląg Z (eds), *Red List of Plants and Fungi in Poland*. Kraków: W. Szafer Institute of Botany, Polish Academy of Sciences, pp. 71–89.
- Comité Européen de Normalization (2014) *Ambient air - Biomonitoring with lichens - Assessing epiphytic lichen diversity*. European Standard 16413. Brussels: CEN.
- Cutini A, Ferretti M, Bertini G, Brunialti G, Bagella S, Chianucci F, Fabbio G, Fratini R, Riccioli F, Caddeo C, *et al.* (2021) Testing an expanded set of sustainable forest management indicators in Mediterranean coppice area. *Ecological Indicators* **130**, 108040.
- Dahlberg A and Mueller GM (2011) Applying IUCN red-listing criteria for assessing and reporting on the conservation status of fungal species. *Fungal Ecology* **4**, 147–162.
- Dufrene M and Legendre P (1997) Species assemblages and indicator species: the need for a flexible asymmetrical approach. *Ecological Monographs* **67**, 345–366.
- Ellis CJ (2012) Lichen epiphyte diversity: a species, community and trait-based review. *Perspectives in Plant Ecology, Evolution and Systematics* **14**, 131–152.
- Ellis CJ and Coppins BJ (2006) Contrasting functional traits maintain lichen epiphyte diversity in response to climate and autogenic succession. *Journal of Biogeography* **33**, 1643–1656.
- Ellis CJ and Coppins BJ (2010) Integrating multiple landscape-scale drivers in the lichen epiphyte response: climatic setting, pollution regime and woodland spatial-temporal structure. *Diversity and Distributions* **16**, 43–52.
- Ellis CJ, Coppins BJ, Dawson TP and Seaward MRD (2007) Response of British lichens to climate change scenarios: trends and uncertainties in the projected impact for contrasting biogeographic groups. *Biological Conservation* **140**, 217–235.
- Ferretti M (2009) Quality Assurance in ecological monitoring – towards a unifying perspective. *Journal of Environmental Monitoring* **11**, 726–729.
- Frati L, Brunialti G, Landi S, Filigheddu R and Bagella S (2022) Exploring the biodiversity of key groups in coppice forests (Central Italy): the relationship among vascular plants, epiphytic lichens, and wood-decaying fungi. *Plant Biosystems* **156**, 835–846.
- Gärdenfors U, Hilton-Taylor C, Mace GM and Rodriguez JP (2001) The application of IUCN Red List criteria at regional levels. *Conservation Biology* **15**, 1206–1212.
- Gheza G, Di Nuzzo L, Nimis PL, Benesperi R, Giordani P, Vallese C and Nascimbene J (2021) Towards a Red List of the terricolous lichens of Italy. *Plant Biosystems* **156**, 824–825.
- Gnächtel A (2009) *Rote Liste Flechten Sachsens, Naturschutz und Landschaftspflege. Sächsisches Landesamt für Umwelt, Landwirtschaft und Geologie*. Dresden: Pillnitzer.
- Kubiak D and Osyczka P (2020) Non-forested vs forest environments: the effect of habitat conditions on host tree parameters and the occurrence of associated epiphytic lichens. *Fungal Ecology* **47**, 100957.
- Lange OL, Green TGA and Ziegler H (1988) Water status related photosynthesis and carbon isotope discrimination in species of the lichen genus *Pseudocyphellaria* with green or blue-green photobionts and in photosymbiodemes. *Oecologia* **75**, 494–501.
- Li S, Liu W-Y, Li D-W, Song L, Shi X-M and Lu H-Z (2015) Species richness and vertical stratification of epiphytic lichens in subtropical primary and secondary forests in southwest China. *Fungal Ecology* **17**, 30–40.
- Lisická E, Lackovicová A, Lisický MJ and Guttová A (2000) First lichen species in Natura 2000? *British Lichen Society Bulletin* **87**, 35–42.
- Lõhmus P, Marmor L, Jürjado I, Suija A, Oja E, Degtjarenko P and Randlane T (2019) Red List of Estonian lichens: revision in 2019. *Folia Cryptogamica Estonica* **56**, 63–76.
- Mace GM, Collar NJ, Gaston KJ, Hilton-Taylor C, Akcakaya HR, Leader-Williams N, Milner-Gulland EJ and Stuart SN (2008) Quantification of extinction risk: IUCN's system for classifying threatened species. *Conservation Biology* **22**, 1424–1442.
- Martínez I, Carreño F, Escudero A and Rubio A (2006) Are threatened lichen species well-protected in Spain? Effectiveness of a protected areas network. *Biological Conservation* **133**, 500–511.

- McCune B and Grace JB** (2002) *Analysis of Ecological Communities*. Glenden Beach, Oregon: MjM Software.
- Meinzer FC and Goldstein G** (1996) Scaling up from leaves to whole plants and canopies for photosynthetic gas exchange. In Mulkey SS, Chazdon RL and Smith AP (eds), *Tropical Forest Plant Ecophysiology*. New York: Chapman & Hall, pp. 114–138.
- Nascimbene J, Marini L and Nimis PL** (2007) Influence of forest management on epiphytic lichens in a temperate beech forest of northern Italy. *Forest Ecology and Management* **247**, 43–47.
- Nascimbene J, Nimis PL and Ravera S** (2013) Evaluating the conservation status of epiphytic lichens of Italy: a red list. *Plant Biosystems* **147**, 898–904.
- Nimis PL** (2022) *ITALIC: the information system on Italian lichens, version 7.0*. Department of Biology, University of Trieste. [WWW document] URL <https://dryades.units.it/italic> [Accessed 1 September 2022].
- Palmqvist K** (2000) Carbon economy in lichens. *New Phytologist* **148**, 11–36.
- Pišút I, Guttová A, Lackovičová A and Lisická E** (2001) Red list of lichens of Slovakia (December 2001). In Baláz D, Marhold K and Urban P (eds), *Red List of Plants and Animals of Slovakia*. Ochrana prírody, Suppl. 20, 23–30.
- Rodrigues ASL, Pilgrim JD, Lamoreux JF, Hoffmann M and Brooks TM** (2006) The value of the IUCN Red List for conservation. *Trends in Ecology and Evolution* **21**, 71–76.
- Rossi G, Montagnani C, Gargano D, Peruzzi L, Abeli T, Ravera S, Cogoni A, Fenu G, Magrini S, Gennai M, et al.** (eds) (2013) *Lista Rossa della Flora Italiana. 1. Policy species e altre specie minacciate*. Rome: Comitato Italiano IUCN e Ministero dell'Ambiente e della Tutela del Territorio e del Mare.
- RStudio Team** (2020) *RStudio: Integrated Development for R*. Boston, Massachusetts. [WWW resource] URL <http://www.rstudio.com/>.
- Rubio-Salcedo M, Martínez I, Carreño F and Escudero A** (2013) Poor effectiveness of the Natura 2000 network protecting Mediterranean lichen species. *Journal for Nature Conservation* **21**, 1–9.
- Scheidegger C and Goward T** (2002) Monitoring lichens for conservation: Red Lists and conservation action plans. In Nimis PL, Scheidegger C and Wolseley PA (eds), *Monitoring with Lichens – Monitoring Lichens*. Dordrecht: Kluwer Academic Publishers, pp. 163–181.
- Sérusiaux E** (1989) *Liste Rouge des Macrolichens dans la Communauté Européenne*. Liège: Centre de Recherches sur les Lichens.
- Vicol I and Mihăilescu S** (2022) A biogeographical study of red listed lichen species at temporal and spatial scales within protected and non-protected areas. *Scientific Reports* **12**, 898.
- Wiersma Y, Duinker PN, Haider W, Hvenegaard GT and Schmiegelow FKA** (2015) Introduction: relationships between protected areas and sustainable forest management: where are we heading? *Conservation and Society* **13**, 1–12.